

GASKET

Features

AV GASKET

- AV GASKETS offer Similer sealing performance with 1/3 bolt tightening torque, compared to flat or envelope style gaskets.
- Uniform dimension, fine surface, suitable hardness.
- Long service life.
- Unique Convex Design.



Viflon®F/FKM-F, Viflon®C/FKM-C

- Superior in properties of elution of TOC, metal ions and others
- More cost effective than perfluoro-fluorine rubber
- Viflon®F (for acid resistance)
Effective in nitric, hydrofluoric, hydrochloric and other acid production lines and exhibits significant effects particularly in production lines for nitric hydrofluoric acid and other mixed acids.
- Viflon®C (for resistance to hydrochloric acid-based chemicals)
Effective against hydrochloric acid-based chemicals and holds far greater chemical resistance than conventional fluorine-based rubber especially in lines where sodium hypochlorite is injected.



IIR-C

- Developed as a gasket for sodium hypochlorite lines.
- Made of high-quality virgin rubber, it is an integrally molded product with no uneven thickness and a smooth surface.
- In it complies with the RoHS2 directive and REACH regulations.

Basic specifications

■ AV Gasket Working Temperature Range

AV Gasket Type	Working Temperature °C [°F]	
AV EPDM Gasket	-40 — 90	{ -40 — 195 }
* AV CSM Gasket	-20 — 80	{ -5 — 175 }
* AV NBR Gasket	-30 — 100	{ -20 — 210 }
* AV IIR-C Gasket	-30 — 90	{ -20 — 195 }
* AV FKM Gasket	-20 — 150	{ -5 — 310 }
AV PTFE COATED Gasket	-40 — 120	{ -40 — 250 }
AV PVDF COATED Gasket	-40 — 120	{ -40 — 250 }

<Use Precautions>

1. Values on the left are general working temperature range.
It may be invasive depending on type, temperature, etc. of chemical solution.
2. Working temperature range for Viflon®F/FKM-F and Viflon®C/FKM-C is same as FKM.
3. If insulation is required with EPDM gasket, specify "Insulation EPDM".
4. The marked (*) ones are build-to-order products.

These are cast products so there is no unevenness in thickness and the surface is flat.

The protrusion of dual-layer O-ring prevents leakage even when the surface pressure is low.

Appropriate rubber hardness exerts an buffering effect against heat stress and piping stress.

The material of high-quality virgin rubber extends duration of life.

■ AV Gasket Standard

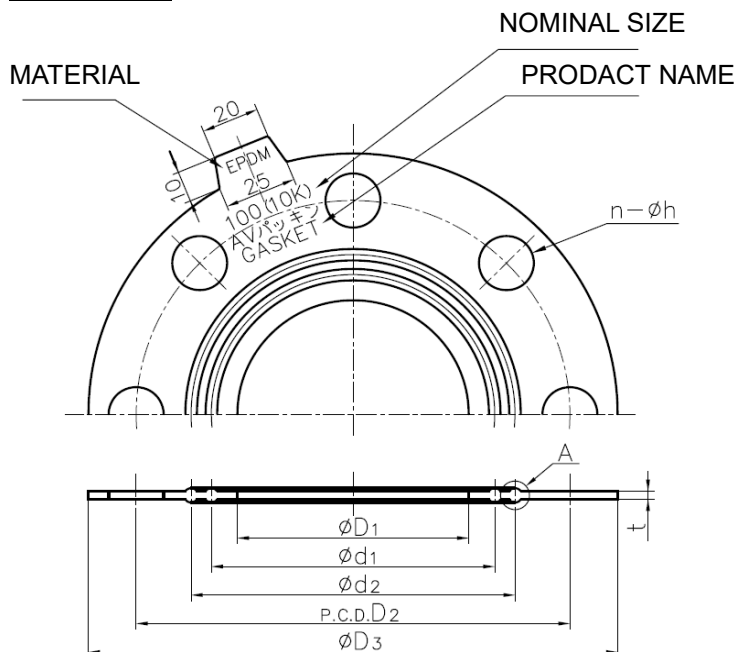
Standard Type	JIS 5K	JIS 10K	ANSI, DIN
Full Face Gasket	○	○	○
PTFE COATED Gasket	—	○	○
PVDF COATED Gasket	—	○	○

<Use Precautions>

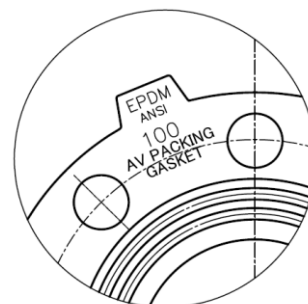
1. When using AV gasket for connecting metal-to-metal flange or resin-to-metal flange, use flat face (FF) metal flange.
Using plane-seat flange (RF) may cause damage to gasket.
2. Some materials are not available for AV gasket depending on standard and type.
For details, please contact our nearest office.
3. IIR-C is available in JIS10K, ANSI, and DIN lineups.

Product dimension

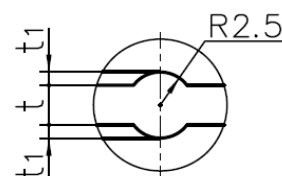
AV GASKET



In case of
ANSI Class 150 & DIN



PART "A"



DIMENTION TABLE

UNIT:mm

NOMINAL SIZE		D ₁	JIS 5K						JIS 10K						ANSI Class 150						DIN						t		t ₁
			D ₂	D ₃	n	h	d ₁	d ₂	D ₂	D ₃	n	h	d ₁	d ₂	D ₂	D ₃	n	h	d ₁	d ₂	D ₂	D ₃	n	h	d ₁	d ₂			
13 ^{mm}	3/8	15	55	73	4	12	22	34	65	88	4	15	22	37	—	—	—	—	—	—	—	—	—	—	—	—	—	3	0.5
15	1/2	18	60	78	4	12	26	39	70	93	4	15	26	41	60.5	87	4	16	26	41	65	93	4	14	26	41	3	1.0	
20	3/4	22	65	83	4	12	30	44	75	98	4	15	32	47	70.0	96	4	16	32	47	75	103	4	14	32	47	3	1.0	
25	1	30	75	93	4	12	39	53	90	123	4	19	38	53	79.5	106	4	16	38	53	85	113	4	14	38	53	3	1.0	
32	1 1/4	37	90	113	4	15	45	60	100	133	4	19	50	65	89.0	115	4	16	50	65	100	138	4	18	50	65	3	1.0	
40	1 1/2	43	95	118	4	15	53	69	105	138	4	19	54	69	98.5	125	4	16	54	69	110	148	4	18	54	69	3	1.0	
50	2	54	105	128	4	15	64	79	120	153	4	19	68	83	120.5	150	4	19	68	83	125	163	4	18	68	83	3	1.0	
65	2 1/2	69	130	153	4	15	82	101	140	173	4	19	86	101	139.5	176	4	19	86	101	145	183	4	18	86	101	3	1.0	
80	3	80	145	178	4	19	93	112	150	183	8	19	98	112	152.5	189	4	19	98	112	160	198	8	18	98	112	3	1.0	
100	4	102	165	198	8	19	114	133	175	208	8	19	120	138	190.5	227	8	19	120	138	180	218	8	18	120	138	3	1.0	
125	5	127	200	233	8	19	142	165	210	248	8	23	145	166	216.0	252	8	22	145	166	210	248	8	18	145	166	3	1.0	
150	6	150	230	263	8	19	167	193	240	278	8	23	168	190	241.5	277	8	22	168	190	240	283	8	22	168	190	3	1.0	
200	8	198	280	318	8	23	215	240	290	328	12	23	216	247	298.5	341	8	22	216	247	295	338	8	22	216	247	3	1.0	
250	10	249	345	383	12	23	270	301	355	398	12	25	270	306	362.0	404	12	25	270	306	350	393	12	22	270	306	3	1.0	
300	12	300	390	428	12	23	318	349	400	443	16	25	324	352	432.0	481	12	25	324	352	400	443	12	22	324	352	3	1.0	
350	14	350	435	478	12	25	365	385	445	488	16	25	370	390	476.0	531	12	29	370	390	460	503	16	22	370	390	3	1.5	

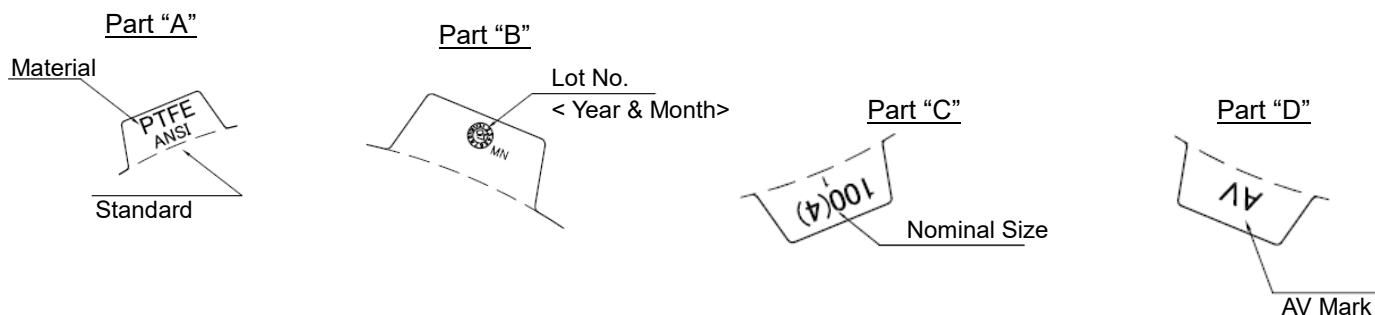
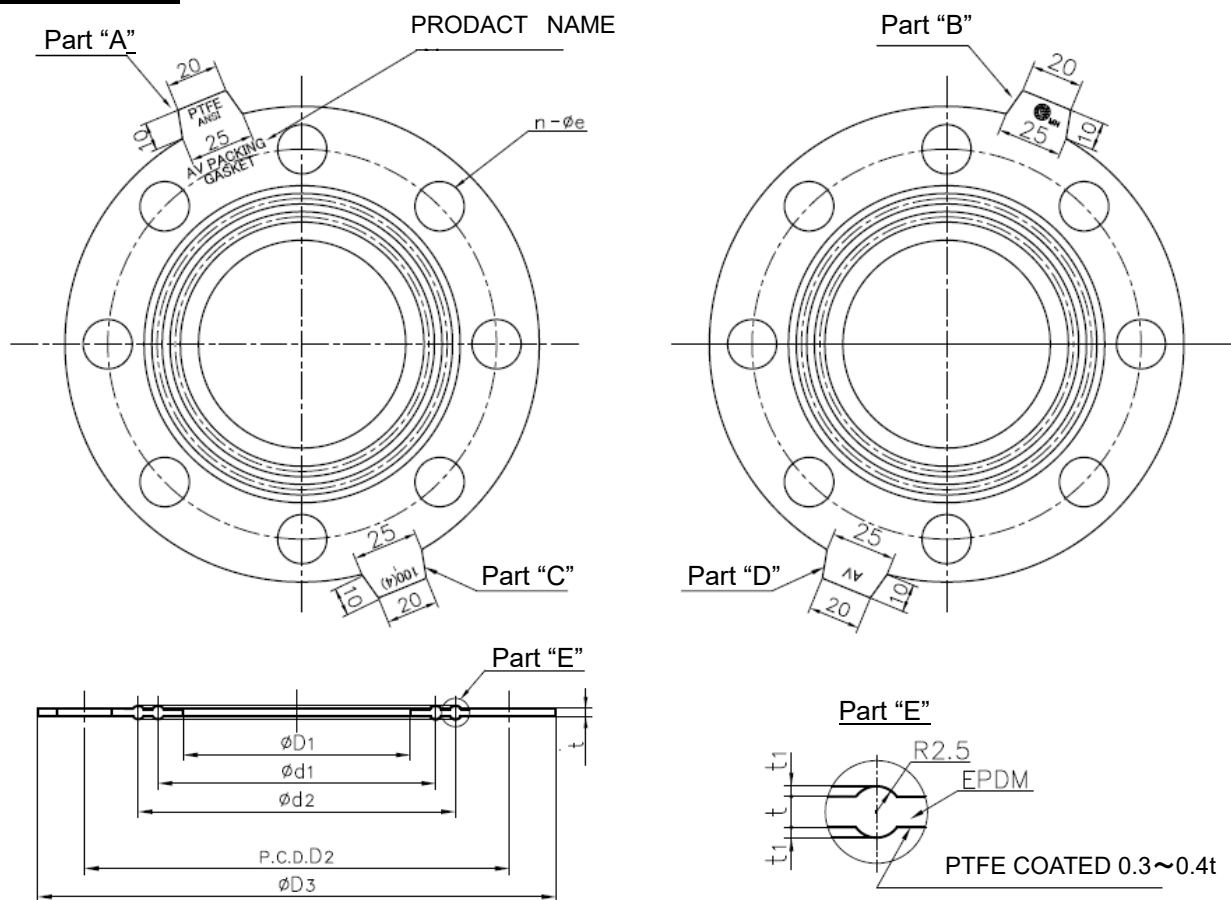
NOTE

The shape and appearance of gasket differ a little with nominal size compared to this drawing.

15mm(1/2")~150mm(6"):PN10/PN16, 200mm(8")~350mm(14"):PN10

Following size is made-to-order. IIR-C JIS 10K 200mm-350mm.

Lineup of 15mm to 200mm for IIR-C ANSI and DIN.

PTFE COATED

DIMENSION TABLE

UNIT:mm

NOMINAL SIZE		D ₁	JIS 10K						ANSI Class 150						DIN						t	t ₁
			D ₂	D ₃	n	h	d ₁	d ₂	D ₂	D ₃	n	h	d ₁	d ₂	D ₂	D ₃	n	h	d ₁	d ₂		
15 ^{mm}	1/2	18	70	93	4	15	26	41	60.5	87	4	16	26	41	65	93	4	14	26	41	3	1
20	3/4	22	75	98	4	15	32	47	70.0	96	4	16	32	47	75	103	4	14	32	47	3	1
25	1	30	90	123	4	19	38	53	79.5	106	4	16	38	53	85	113	4	14	38	53	3	1
32	1 1/4	37	100	133	4	19	50	65	89.0	115	4	16	50	65	100	138	4	18	50	65	3	1
40	1 1/2	43	105	138	4	19	54	69	98.5	125	4	16	54	69	110	148	4	18	54	69	3	1
50	2	54	120	153	4	19	68	83	120.5	150	4	19	68	83	125	163	4	18	68	83	3	1
65	2 1/2	69	140	173	4	19	86	101	139.5	176	4	19	86	101	145	183	4	18	86	101	3	1
80	3	80	150	183	8	19	98	112	152.5	189	4	19	98	112	160	198	8	18	98	112	3	1
100	4	102	175	208	8	19	120	138	190.5	227	8	19	120	138	180	218	8	18	120	138	3	1
125	5	127	210	248	8	23	145	166	216.0	252	8	22	145	166	210	248	8	18	145	166	3	1
150	6	150	240	278	8	23	168	190	241.5	277	8	22	168	190	240	283	8	22	168	190	3	1
200	8	198	290	328	12	23	216	247	298.5	341	8	22	216	247	295	338	8	22	216	247	3	1
250	10	249	355	398	12	25	270	306	362.0	304	12	25	270	306	350	393	12	22	270	306	3	1
300	12	300	400	443	16	25	324	352	—	—	—	—	—	—	400	443	12	22	324	352	3	1
350	14	362	—	—	—	—	—	—	—	—	—	—	—	—	460	503	16	22	387	413	3	1
400	16	407	—	—	—	—	—	—	—	—	—	—	—	—	515	563	16	26	442	472	3	1

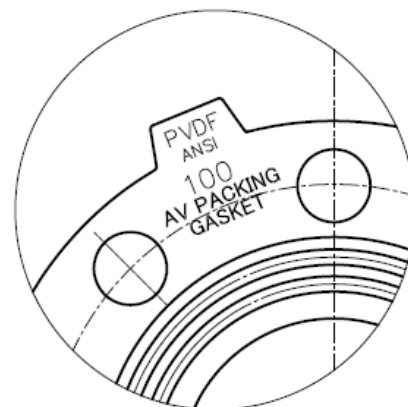
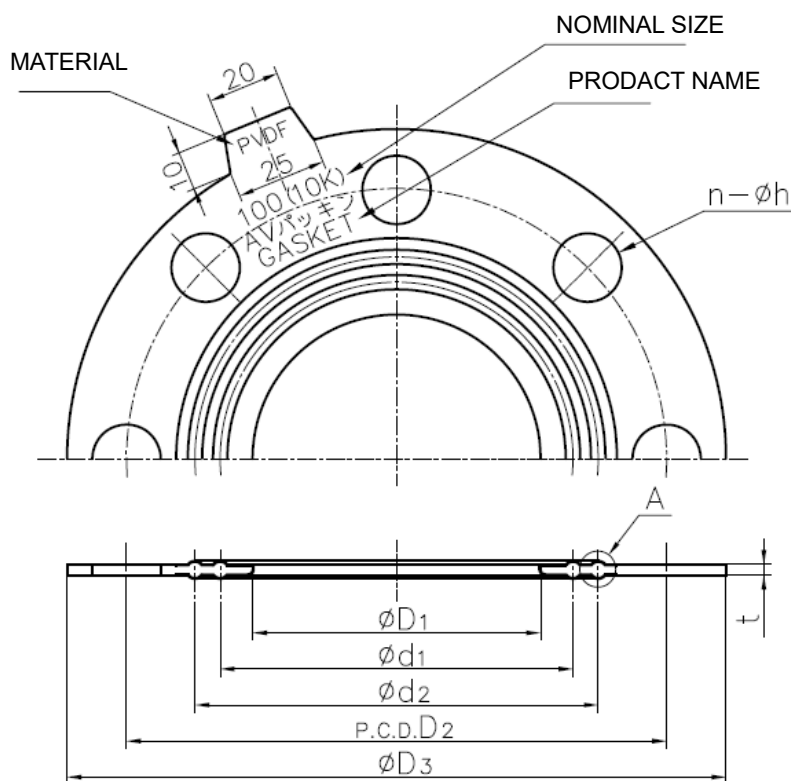
NOTE

The shape and appearance of gasket differ a little with nominal size compared to this drawing.

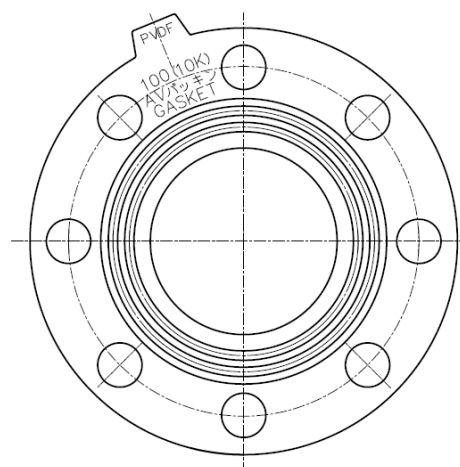
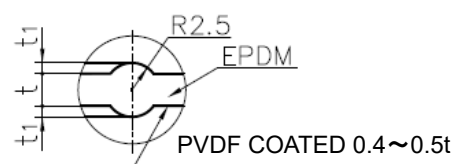
15mm(1/2")~150mm(6"):PN10/PN16, 200mm(8")~400mm(16"):PN10

PVDF COATED

In case of
ANSI Class 150 & DIN



Part "A"



DIMENTION TABLE

UNIT:mm

NOMINAL SIZE		D ₁	JIS 10K						ANSI Class 150						DIN						t	t ₁
			D ₂	D ₃	n	h	d ₁	d ₂	D ₂	D ₃	n	h	d ₁	d ₂	D ₂	D ₃	n	h	d ₁	d ₂		
15 ^{mm}	1/2	18	70	93	4	15	26	41	60.5	87	4	16	26	41	65	93	4	14	26	41	3	1
20	3/4	22	75	98	4	15	32	47	70.0	96	4	16	32	47	75	103	4	14	32	47	3	1
25	1	30	90	123	4	19	38	53	79.5	106	4	16	38	53	85	113	4	14	38	53	3	1
32	1 1/4	37	100	133	4	19	50	65	—	—	—	—	—	—	100	138	4	18	50	65	3	1
40	1 1/2	43	105	138	4	19	54	69	98.5	125	4	16	54	69	110	148	4	18	54	69	3	1
50	2	54	120	153	4	19	68	83	120.5	150	4	19	68	83	125	163	4	18	68	83	3	1
65	2 1/2	69	140	173	4	19	86	101	—	—	—	—	—	—	145	183	4	18	86	101	3	1
80	3	80	150	183	8	19	98	112	152.5	189	4	19	98	112	160	198	8	18	98	112	3	1
100	4	102	175	208	8	19	120	138	190.5	227	8	19	120	138	180	218	8	18	120	138	3	1
125	5	127	210	248	8	23	145	166	216.0	252	8	22	145	166	210	248	8	18	145	166	3	1
150	6	150	240	278	8	23	168	190	241.5	277	8	22	168	190	240	283	8	22	168	190	3	1
200	8	198	290	328	12	23	216	247	298.5	341	8	22	216	247	295	338	8	22	216	247	3	1
250	10	249	355	398	12	25	270	306	362.0	304	12	25	270	306	350	393	12	22	270	306	3	1
300	12	300	400	443	16	25	324	352	—	—	—	—	—	—	400	443	12	22	324	352	3	1

NOTE

The shape and appearance of gasket differ a little with nominal size compered to this drawing
 15mm(1/2")~150mm(6"):PN10/PN16, 200mm(8")~300mm(12"):PN10

Product weight

UNIT:g

NOMINAL SIZE		AV GASKET (STANDARD)				PTFE COATED GASKET			PVDF COATED GASKET		
		JIS 5K	JIS 10K	ANSI Class 150	DIN	JIS 10K	ANSI Class 150	DIN	JIS 10K	ANSI Class 150	DIN
13 ^{mm}	3/8	15	20	—	—	—	—	—	—	—	—
15	1/2	20	25	20	25	27	37	30	20	20	25
20	3/4	20	25	25	30	30	45	34	25	25	30
25	1	25	35	30	35	45	73	65	35	30	35
32	1 1/4	—	—	—	—	54	75	72	40	35	50
40	1 1/2	33	45	40	50	58	80	75	50	45	55
50	2	35	55	55	65	66	102	105	65	65	75
65	2 1/2	50	70	80	80	84	125	120	80	75	80
80	3	70	80	80	85	88	175	155	80	95	100
100	4	80	100	100	100	109	185	165	100	125	120
125	5	105	140	125	125	149	195	180	130	150	145
150	6	125	160	150	140	184	235	204	175	170	180
200	8	180	180	200	205	233	300	280	220	280	250
250	10	220	260	270	275	337	345	310	315	325	300
300	12	240	270	375	295	350	445	340	365	375	340
350	14	290	315	—	365	—	—	405	—	—	—
400	16	—	—	—	—	—	—	495	—	—	—

Product model code list

AV GASKET (STANDARD)

TYPE	MODEL	RUBBERS	STANDARD	SIZE
G	A	*	*	***
:	:	:	:	:
G GASKET	A FULL FACE	E EPDM	1 JIS 10K	013 13mm
		1 Viflon®F/FKM-F	5 JIS 5K	}
		2 Viflon®C/FKM-C	A ANSI Class 150	350 350mm
		V FKM	D DIN	
		G IIR-C		
		J EPDM(Lubricant Free)		
		L PTFE(Lubricant Free)		

PTFE COATED

TYPE	MODEL	RUBBERS	STANDARD	SIZE
G	A	T	*	***
:	:	:	:	:
G GASKET	A FULL FACE	T PTFE coated	1 JIS 10K	015 15mm
			A ANSI Class 150	}
			D DIN	400 400mm

PVDF COATED

TYPE	MODEL	RUBBERS	STANDARD	SIZE
G	A	F	*	***
:	:	:	:	:
G GASKET	A FULL FACE	F PVDF coated	1 JIS 10K	015 15mm
			A ANSI Class 150	}
			D DIN	300 300mm

Installation, Operation and Maintenance Manual

"For details of Installation, Operation and Maintenance, please contact our nearest distribution agent or sales office.

•AV GASKET

https://www.asahi-yukizai.co.jp/en/product/detail/140128_000584.html

•Viflon®F/FKM-F, Viflon®C/FKM-C

https://www.asahi-yukizai.co.jp/en/product/detail/140128_000579.html